

AN ACT

To appropriate the sum of \$42,220,507 from the General Fund of the State of Chuuk for fiscal year ending September 30, 2014, for the purpose of funding the internal operations of the Executive, Legislative, and Judiciary Branches of the Chuuk State Government, Boards, Commissions, Authorities, Agencies, and Other Programs, and to set the employment ceiling of each Branch, Boards, Commissions, Authorities and Agencies, and for reporting on the status of funds and for other purposes.

Be it enacted by the Chuuk State Legislature:

1 **Section 1. Budget for the State.** There is hereby enacted a Chuuk State
 2 Budget for the internal operation of the Executive, Legislative, and Judiciary branches of
 3 the Chuuk State Government, State Public Auditor Office, Independent Prosecutor
 4 Office, State Boards, Commissions, Authorities, Agencies, Bureaus and other Programs,
 5 pursuant to the Authority vested in the Legislature by article VIII, section 4 of the State
 6 of Chuuk Constitution.

7 (a) Anticipated Revenues: The state anticipates the following revenues as
 8 projected and available for appropriation for the fiscal year ending September 30,
 9 2014.

10	(1) Compact Sectorial Grants	
11	a) Education	\$ 9,386,391
12	i) SEG	\$ 4,226,201
13	b) Health Sector	\$ 8,665,188
14	c) Public Infrastructure	\$ 9,246,750
15	d)Capacity Building	\$ 1,469,206
16	e) Private Sector	\$ 811,923
17	f) Environment	\$ 657,641
18	g) Other Compact Grant	\$ 585,395
19	h) Unallocated Grant	\$ 111,500
20	(2) Local Revenues	\$ 7,060,307
21	Total Projections	\$ 42,220,507

22 (b) Definition. When use in this act, the phrases:

(1) "Agency" mean any agency, commission, authority, board, bureaus or the organization of Chuuk State Government as established by law and not specifically part of one of the three branches of the Chuuk State Government.

(2) "Appropriation" refers to a law enacted by Chuuk State Legislature which authorizes Chuuk State Government to incur obligations and to make payment out of the Chuuk State Treasury in accordance with the Constitution of the State of Chuuk.

(3) "Compact" refers to the Compact of Free Association, as amended, and its related agreements entered into between the Government of the Federated States of Micronesia and the Government of the United States and as Enacted as United States Public Law No. 108-188.

(4) "Departments" refers to any departments and offices as prescribed in the Executive Organization Act of 2004, as amended.

(5) "Fiscal Procedure Agreement" means the Agreement concerning procedures for the implementation of the United States Economic Assistance Provided in the Compact of Free Association, as amended between the Government of the Federated States of Micronesia and the Government of the United States of America.

(6) "Fiscal Year" refers to each one-year period beginning October 1, and ending on the next following September 30. Each Fiscal Year shall be designated by number of the calendar year in which such Fiscal Year ends.

(7) "Governor" means the Governor of the State of Chuuk.

(8) "Internal Operations" means the internal operations of the Executive, Legislative and Judiciary Branches of the Chuuk State Government, State Boards, Commissions, Authorities and other programs.

Section 2. Appropriation. The Legislature hereby authorized for appropriations of the sum of \$ 42,220,507, or so much thereof, to fund the internal operations of the Chuuk State Government for fiscal year ending September 30, 2014 provided, however that the amount authorized and appropriated may be adjusted by a later duly enacted statutes, if warranted by the state's economic and financial condition. The funds deriving

1 from the Compact Sectorial Grants are herein authorized and appropriated subject to the
2 conditions and requirements imposed on the uses and allocations of such fund or funds as
3 prescribed by Fiscal Procedure Agreement and such relevant Grant Awards.

4 **Section 3. Operating Expenses of the Executive Branch.** The sum of
5 **\$25,518,735.** or so much thereof as may be necessary, is hereby appropriated from the
6 General Fund of the State for the fiscal year ending September 30, 2014, for the purpose
7 of funding the internal operations of the Executive Branch of the Commonwealth
8 Government. The Governor shall be the allottee of these funds. These funds shall be
9 apportioned as follows:

10	Department	Compact	Local	Total
11	A. HEALTH SERVICES			
12	1. Personnel	4,110,302	-0-	4,110,302
13	2. Travel	128,132	-0-	128,132
14	3. All Others			
15	i. Contr Serv.	997,793	-0-	997,793
16	ii. OCE	3,399,645	-0-	3,399,645
17				
18	iii. Fixed Asst.	29,316	-0-	29,316
19	Sub-Total	8,665,188		8,665,188
20	B. EDUCATION			
21	1. Personnel	8,206,114	-0-	8,206,114
22	2. Travel	234,112	-0-	234,112
23	3. All Others			
24	i. Contr Serv.	2,022,270	-0-	2,022,270
25	ii. OCE	1,966,611	-0-	1,966,611
26	iii. Fixed Assets	437,735	-0-	437,735
27	Sub-Total	12,866,842	-0-	12,866,842
28	C. DEPARTMENT OF ADMINISTRATIVE SERVICES			
29	1. Personnel	511,754	316,262	828,016
30	2. Travel	23,700	-0-	23,700
31	3. All Others			

1	i. Contr Serv.	4,500	33,750	38,250
2	ii. OCE	45,441	25,852	71,263
3	iii. Fixed Asset	-0-	2,500	2,500
4	Sub-Total	585,395	378,364	963,759
5	D. MARINE RESOURCES			
6	1. Personnel	174,285	-0-	174,285
7	2. Travel	14,000	-0-	14,000
8	3. All Others			
9	i. Contr Serv.	15,000	-0-	15,000
10	ii. OCE	36,000	-0-	36,000
11	iii. Fixed Assets	-0-	-0-	-0-
12	Sub-Total	239,285	-0-	239,285
13	E. AGRICULTURE			
14	1. Personnel	279,199	-0-	279,199
15	2. Travel	24,500	-0-	24,500
16	3. All Others			
17	i. Contr Serv.	20,000	-0-	20,000
18	ii. OCE	63,539	-0-	63,539
19	iii. Fixed Assets	2,500	-0-	2,500
20	Sub-Total	389,738	-0-	389,738
21	F. PUBLIC SAFETY			
22	1. Personnel	-0-	689,742	689,742
23	2. Travel	-0-	3,345	3,345
24	3. All Others			
25	i. Contr Serv.	-0-	28,913	28,913
26	ii. OCE	-0-	85,891	85,891
27	iii. Fixed Assets	-0-	-0-	-0-
28	Sub-Total	-0-	807,891	807,891
29	G. PUBLIC WORKS AND TRANSPORTATION			
30	1. Personnel	-0-	683,043	683,043
31	2. Travel	-0-	1,745	1,745

1	3. All Others			
2	i. Contr Serv.	-0-	16,000	16,000
3	ii. OCE	-0-	198,200	198,200
4	iii. Fixed Assets	-0-	5,156	5,156
5	Sub-Total	-0-	904,144	904,144
6	H. GOVERNOR'S OFFICE			
7	1. Personnel	-0-	183,969	183,969
8	2. Travel	-0-	30,000	30,000
9	3. All Others			
10	i. Contr Serv.	-0-	128,132	128,132
11	ii. OCE	-0-	81,250	81,250
12	iii. Fixed Assets	-0-	-0-	-0-
13	Sub-Total	-0-	423,351	423,351
14	I. ATTORNEY GENERAL			
15	1. Personnel	-0-	210,637	210,637
16	2. Travel	-0-	7,614	7,614
17	3. All Others			
18	i. Contr Serv.	-0-	19,286	19,286
19	ii. OCE	-0-	21,000	21,000
20	iii. Fixed Assets	-0-	-0-	-0-
21	Sub-Total	-0-	258,537	258,537
22	Total Executive Br	22,746,448	2,772,287	25,518,735

23 **Section 4. Operating Expenses of the Legislative Branch.** The sum of
 24 **\$2,256,960**, or so much thereof as may be necessary, is hereby appropriated from the
 25 General Fund of the State for the Fiscal year ending September 30, 2014, for the purpose
 26 of funding the operation of the Legislative Branch of the Chuuk State Government. The
 27 President and the Speaker shall be the allottee of the funds. The funds shall be
 28 apportioned as follows:

29	LEGISLATIVE	COMPACT	LOCAL	TOTAL
30	1. Personnel	-0-	1,683,654	1,683,654
31	2. Travel	-0-	113,375	113,375

1	3. All Others			
2	i. Contr Serv.	-0-	298,300	298,300
3	ii. OCE	-0-	111,631	111,631
4	iii. Fixed Assets	-0-	50,000	50,000
5	Sub-Total	-0-	2,256,960	2,256,960

6 **Section 5. Operating Expenses of the Judiciary Branch.** The sum of \$506,449.
7 or so much thereof as may be necessary, is hereby appropriated from the General Fund of
8 the State for the fiscal year ending September 30, 2014, for the purpose of funding the
9 operation of the Judiciary Branch of the Chuuk State Government. The Chief Justice
10 shall be the allottee of the funds. The funds shall be apportioned as follows:

11	JUDICIARY	COMPACT	LOCAL	TOTAL
12	1. Personnel	-0-	434,928	434,928
13	2. Travel	-0-	7,519	7,519
14	3. All Others			
15	i. Contr Serv.	-0-	20,702	20,702
16	ii. OCE	-0-	42,000	42,000
17	iii. Fixed Assets	-0-	1,300	1,300
18	Sub-Total	-0-	506,449	406,449

19 **Section 6. Operating Expenses of the Public Auditor's Office.** The sum of
20 \$203,354, or so much thereof as may be necessary, is hereby appropriated from the
21 General Fund of the State for the fiscal year ending September 30, 2014, for the purpose
22 of funding the operation of the Public Auditor's Office of the Chuuk State Government.
23 The Public Auditor shall be the allottee of the funds. The funds shall be apportioned as
24 follows:

25	PUBLIC AUDITOR	COMPACT	LOCAL	TOTAL
26	1. Personnel	116,060	-0-	116,060
27	2. Travel	23,245	-0-	23,245
28	3. All Others			
29	i. Contr Serv.	21,700	-0-	21,700
30				
31	ii. OCE	19,349	-0-	19,349

1	iii. Fixed Assets	23,000	-0-	23,000
2	Sub-Total	203,354	-0-	203,354

3 **Section 7. Operation of the Commissions, Boards, Agencies, and**

4 **Authorities.** The sum of \$ 1,841,361, or so much thereof as may be necessary,
5 is hereby appropriated from the General Fund of the State for the period ending
6 September 30, 2014, for the purpose of funding the operational expenses of the
7 Commissions, Boards, Agencies, and Authorities of the Chuuk State Government.
8 The Governor shall be the allottee of these funds. These funds shall be
9 apportioned as follows:

10	ACTIVITIES	COMPACT	LOCAL	TOTAL
11	A. LAND COMMISSION			
12	1. Personnel	-0-	120,957	120,957
13	2. Travel	-0-	-0-	-0-
14	3. All Others			
15	i. Contr. Serv.	-0-	-0-	-0-
16	ii. OCE	-0-	8,000	8,000
17	iii. Fixed Assets	-0-	-0-	-0-
18	Sub-Total		128,957	128,957
19	B. ELECTION COMMISSION			
20	1. Personnel	-0-	80,532	80,532
21	2. Travel	-0-	-0-	-0-
22	3. All Others			
23	i. Contr. Serv.	-0-	-0-	-0-
24	ii. OCE	-0-	7,500	7,500
25	iii. Fixed Assets	-0-	-0-	-0-
26	Sub-Total	-0-	88,032	88,032
27	C. Recreation Board			
28	1. Personnel	-0-	18,228	18,228
29	2. Travel	-0-	-0-	-0-
30	3. All Others			
31	i. Contr Serv.	-0-	-0-	-0-

1	ii. OCE	-0-	-0-	-0-
2	iii. Fixed Assets	-0-	-0-	-0-
3	Sub-Total	-0-	18,228	18,228
4	D. SCHOLARSHIP BOARD			
5	1. Personnel	22,314	-0-	22,314
6	2. Travel	-0-	-0-	-0-
7	3. All Others			
8	i. Contr Serv.	497,235	-0-	497,235
9	ii. OCE	7,901	-0-	7,901
10	iii. Fixed Assets	-0-	-0-	-0-
11	Sub-Total	527,450	-0-	527,450
12	E. HOUSING AUTHORITY			
13	1. Personnel	-0-	49,947	49,947
14	2. Travel	-0-	-0-	-0-
15	3. All Others			
16	i. Contr Serv.	-0-	-0-	-0-
17	ii. OCE	-0-	5,700	5,700
18	iii. Fixed Assets	-0-	-0-	-0-
19	Sub-Total	-0-	55,647	55,647
20	F. CEPA			
21	1. Personnel	175,333	-0-	175,333
22	2. Travel	7,192	-0-	7,192
23	3. All Others			
24	i. Contr. Serv.	78,100	-0-	78,100
25	ii. OCE	72,707	-0-	72,707
26	iii. Fixed Assets	10,100	-0-	10,100
27	Sub-Total	343,432	-0-	343,432
28	G. BOARD OF EDUCATION			
29	1. Personnel	-0-	-0-	-0-
30	2. Travel	6,598	-0-	6,598
31	3. All Others			

1	i. Contr. Serv.	-0-	-0-	-0-
2	ii. OCE	11,702	-0-	11,702
3	iii. Fixed Assets	-0-	-0-	-0-
4	Sub-Total	18,300	-0-	18,300
5	H. PUBLIC SERVICE COMMISSION			
6	1. Personnel	-0-	115,017	115,017
7	2. Travel	-0-	3,706	3,706
8	3. All Others			
9	i. Contr. Serv.	-0-	4,200	4,200
10	ii. OCE	-0-	15,000	15,000
11	iii. Fixed Assets	-0-	-0-	-0-
12	Sub-Total	-0-	137,923	137,923
13	I. CHUUK VISITORS BUREAU			
14	1. Personnel	36,283	-0-	36,283
15				
16	2. Travel	21,050	-0-	21,050
17	3. All Others			
18	i. Contr Serv.	61,141	-0-	61,141
19	ii. OCE	32,918	-0-	32,918
20	iii. Fixed Assets	8,000	-0-	8,000
21	Sub-Total	159,392	-0-	159,392
22	J. COMPACT FUNDS CONTROL COMMISSION			
23	1. Personnel	11,000	-0-	11,000
24	2. Travel	16,360	-0-	16,360
25	3. All Others			
26	i. Contr Serv.	310,600	-0-	310,600
27	ii. OCE	26,040	-0-	26,040
28	iii. Fixed Assets	-0-	-0-	-0-
29	Sub-Total	364,000	-0-	364,000
30	TOTAL	1,412,574	428,787	1,841,361

1 **Section 8. Operating Expenses of Other Programs/Grants.** The sum of
 2 \$11,893,648, or so much thereof as may be necessary, is hereby appropriated from the
 3 General Fund of the State for the fiscal year ending September 30, 2014, for the purpose
 4 of funding the operational expenses of Other State Programs. The Governor shall be the
 5 allottee of these funds. The funds shall be apportioned as follows:

6	ACTIVITIES	COMPACT	LOCAL	TOTAL
7	A. Municipal Operation			
8	1. Personnel	-0-	-0-	-0-
9	2. Travel	-0-	-0-	-0-
10	3. All Others			
11	i. Contr Serv.	-0-	-0-	-0-
12	ii. OCE	-0-	420,000	420,000
13	iii. Fixed Assets	-0-	-0-	-0-
14	Sub-Total	-0-	420,000	420,000
15	B. Non Public School			
16	1. Personnel	-0-	-0-	-0-
17	2. Travel	-0-	-0-	-0-
18	3. All Others			
19	i. Contr Serv.	-0-	-0-	-0-
20	ii. OCE	200,000	-0-	200,000
21	iii. Fixed Assets	-0-	-0-	-0-
22	Sub-Total	200,000	-0-	200,000
23	C. Rural Development			
24	1. Personnel	-0-	24,300	24,300
25	2. Travel	-0-	-0-	-0-
26	3. All Others			
27	i. Contr Serv.	-0-	-0-	-0-
28	ii. OCE	-0-	1,200	1,200
29	iii. Fixed Assets	-0-	-0-	-0-
30	Sub-Total	-0-	25,500	25,500
31	D. DAS Oversight			

1	1. Personnel	134,802	-0-	134,802
2	2. Travel	34,600	-0-	34,600
3	3. All Others			
4	i. Contr Serv.	139,200	-0-	139,200
5	ii. OCE	58,000	-0-	58,000
6	iii. Fixed Assets	-0-	-0-	-0-
7	Sub-Total	366,602	-0-	366,602
8	E. Peace Corps Office			
9	1. Personnel	-0-	-0-	-0-
10	2. Travel	-0-	-0-	-0-
11	3. All Others			
12	i. Contr Serv.	-0-	15,600	15,600
13	ii. OCE	-0-	-0-	-0-
14	iii. Fixed Assets	-0-	-0-	-0-
15	Sub-Total	-0-	15,600	15,600
16	F. Political Status Commission			
17	1. Personnel	-0-	-0-	-0-
18	2. Travel	-0-	-0-	-0-
19	3. All Others			
20	i. Contr Serv.	-0-	-0-	-0-
21	ii. OCE	-0-	75,000	75,000
22	iii. Fixed Assets	-0-	-0-	-0-
23	Sub-Total	-0-	75,000	75,000
24	G. CSBDC (Small Business)			
25	1. Personnel	48,092	-0-	48,092
26	2. Travel	15,661	-0-	15,661
27	3. All Others			
28	i. Contr Serv.	16,441	-0-	16,441
29	ii. OCE	26,791	-0-	26,791
30	iii. Fixed Assets	-0-	-0-	-0-
31	Sub-Total	106,985	-0-	106,985

1	H. AG office Training Prog			
2	1. Personnel	-0-	-0-	-0-
3	2. Travel	6,000	-0-	6,000
4	3. All Others			
5	i. Contr Serv.	56,300	-0-	56,300
6	ii. OCE	17,900	-0-	17,900
7	iii. Fixed Assets	-0-	-0-	-0-
8	Sub-Total	80,200	-0-	80,200
9	I. COM Land Grant			
10	1. Personnel	58,653	-0-	58,653
11	2. Travel	2,500	-0-	2,500
12	3. All Others			
13	i. Contr Serv.	19,000	-0-	19,000
14	ii. OCE	27,584	-0-	27,584
15	iii. Fixed Assets	-0-	-0-	-0-
16	Sub-Total	107,737	-0-	107,737
17	J. IMF			
18	1. Personnel	-0-	-0-	-0-
19	2. Travel	-0-	-0-	-0-
20	3. All Others			
21	i. Contr Serv.	-0-	462,338	462,338
22	ii. OCE	-0-	-0-	-0-
23	iii. Fixed Assets	-0-	-0-	-0-
24	Sub-Total	-0-	462,338	462,338
25	K. LTFF RIF PROGRAM			
26	1. Personnel	215,425	-0-	215,425
27	2. Travel	-0-	-0-	-0-
28	3. All Others			
29	i. Contr Serv.	-0-	-0-	-0-
30	ii. OCE	-0-	-0-	-0-
31	iii. Fixed Assets	-0-	-0-	-0-

1	Sub-Total	215,425	-0-	215,425
2	L. Chuuk EMA Fishing Program			
3	1. Personnel	-0-	-0-	-0-
4	2. Travel	5,250	-0-	5,250
5	3. All Others			
6	i. Contr Serv.	4,500	-0-	4,500
7	ii. OCE	57,475	-0-	57,475
8	iii. Fixed Assets	55,775	-0-	55,775
9	Sub-Total	123,000	-0-	123,000
10	M. Public Infra Grant			
11	1. Personnel	-0-	-0-	-0-
12	2. Travel	-0-	-0-	-0-
13	3. All Others			
14	i. Contr Serv.	-0-	-0-	-0-
15	ii. OCE	-0-	-0-	-0-
16	iii. Fixed Assets	9,246,750	-0-	9,246,750
17	Sub-Total	9,246,750	-0-	9,246,750
18	N. Planning & Statistics			
19	1. Personnel	-0-	-0-	-0-
20	2. Travel	8,000	-0-	8,000
21	3. All Others			
22	i. Contr Serv.	96,300	-0-	96,300
23	ii. OCE	27,200	-0-	27,200
24	iii. Fixed Assets	-0-	-0-	-0-
25	Sub-Total	131,500	-0-	131,500
26	O. Airport Training Prog			
27	1. Personnel	-0-	-0-	-0-
28	2. Travel	30,000	-0-	30,000
29	3. All Others			
30	i. Contr Serv.	-0-	-0-	-0-
31	ii. OCE	-0-	-0-	-0-

1	iii. Fixed Assets	-0-	-0-	-0-
2	Sub-Total	30,000	-0-	30,000
3	P. Court Case Mgmt System Training Program			
4	1. Personnel	-0-	-0-	-0-
5	2. Travel	10,000	-0-	10,000
6	3. All Others			
7	i. Contr Serv.	30,000	-0-	30,000
8	ii. OCE	12,425	-0-	12,425
9	iii. Fixed Assets	25,700	-0-	25,700
10	Sub-Total	78,125	-0-	78,125
11	Q. MLSC			
12	1. Personnel	-0-	-0-	-0-
13	2. Travel	-0-	-0-	-0-
14	3. All Others			
15	i. Contr Serv.	-0-	5,000	5,000
16	ii. OCE	-0-	-0-	-0-
17	iii. Fixed Assets	-0-	-0-	-0-
18	Sub-Total	-0-	5,000	5,000
19	R. CHUUK HOUSE			
20	1. Personnel	-0-	33,286	33,286
21	2. Travel	-0-	-0-	-0-
22	3. All Others			
23	i. Contr Serv.	-0-	6,300	6,300
24	ii. OCE	-0-	-0-	-0-
25	iii. Fixed Assets	-0-	15,000	15,000
26	Sub-Total	-0-	54,586	54,586
27	S. DEBT RELIEF			
28	1. Personnel	-0-	-0-	-0-
29	2. Travel	-0-	-0-	-0-
30	3. All Others			
31	i. Contr Serv.	-0-	-0-	-0-

1	ii. OCE	-0-	-0-	-0-
2	iii. Fixed Assets	-0-	-0-	-0-
3	Sub-Total	-0-	-0-	-0-
4	T. CPUC COMPTROLLER			
5	1. Personnel	-0-	-0-	-0-
6	2. Travel	10,000	-0-	10,000
7	3. All Others			
8	i. Contr Serv.	70,000	-0-	70,000
9	ii. OCE	-0-	-0-	-0-
10	iii. Fixed Assets	-0-	-0-	-0-
11	Sub-Total	80,000	-0-	80,000
12	U. Overseas Development Assistance (ODA)			
13	1. Personnel	-0-	-0-	-0-
14	2. Travel	-0-	-0-	-0-
15	3. All Others			
16	i. Contr Serv.	-0-	37,800	37,800
17	ii. OCE	-0-	-0-	-0-
18	iii. Fixed Assets	-0-	-0-	-0-
19	Sub-Total	-0-	37,800	37,800
20	V. Health Care Plan			
21	1. Personnel	-0-	-0-	-0-
22	2. Travel	-0-	-0-	-0-
23	3. All Others:			
24	i. Contr. Serv.	31,500	-0-	31,500
25	ii. OCE	-0-	-0-	-0-
26	iii. Fixed Assets	-0-	-0-	-0-
27	Sub Total	31,500	-0-	31,500
28	Sub-Total	10,797,824	1,095,824	11,893,648
29	GRAND TOTAL	35,160,200	7,060,307	42,220,507

30 **Section 9. Employment Ceiling:** The employment ceiling under this Act sets the
31 maximum number of positions of the Chuuk State Government as authorized as follows:

1	A. EXECUTIVE BRANCH	
2	1. Health Services	442
3	2. Education	878
4	3. Administrative Services	73
5	4. Marine Resources	24
6	5. Agriculture	47
7	6. Public Works & Transportation	95
8	7. Public Safety	111
9	8. Governor's Office	11
10	9. Attorney General	10
11	B. LEGISLATIVE BRANCH	73
12	C. JUDICIARY BRANCH	24
13	D. PUBLIC AUDITOR	5
14	E. BOARDS & COMMISSIONS:	
15	1. Land Commission	10
16	2. Election Board	8
17	3. Environmental Protection Agency	17
18	4. Housing Authority	5
19	5. Public Service Commission	10
20	6. Visitors Bureau	3
21	7. Recreation Board	1
22	8. Scholarship Board	2
23	9. Independent Prosecutor	0
24	10. Board of Education	0
25	11. CFCC	0
26	12. Small Business	4
27	13. Rural Development	2
28	14. COM Land Grant	9
29	TOTAL	1,865

30 **Section. 10. Filling of Vacancy Prohibited.** Filling of any vacancy

1 created as a result of the requirement of the State Mandatory Retirement Act which are
2 sourced from local revenue funds is hereby prohibited. All such vacancies shall remain
3 unfilled during the term of this budget act. The employment ceiling set forth in this
4 section shall apply to every department or office in the Executive Branch, Legislative
5 Branch, Judicial Branch, State Public Auditor, and Boards, and Commissions. The
6 positions so set forth shall apply to all regular employment contracts with terms of one
7 year or more. Any additional positions to the above employment ceiling are void and
8 shall be deleted automatically during subsequent budget consideration. Any person hired
9 in violation of the employment ceiling shall not be a legal employee of Chuuk State, and
10 shall not be entitled to any compensation or other employment benefits.

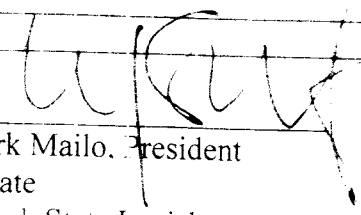
11 **Section 11. Reprogramming.** Allottees of funds herein appropriated are
12 authorized to reprogram not more than fifteen (15%) percent of the appropriated line
13 items, provided, that the line items in which the reprogram amounts goes into shall also
14 have sums appropriated therein. Reprogramming shall be allowed only from unused non-
15 personnel line items and within the Department or Office, PROVIDED HOWEVER,
16 reprogramming may be authorized for such funds appropriated from sources including
17 funding under Compact Sector Grants, PROVIDED FURTHERMORE, that the allottee
18 of such funds needing to be re-programmed or re-allocated shall inform the Presiding
19 Officers of the Legislature notice of such reprogramming or re-allocation.

20 **Section 12. Obligation and Reversion of Funds:** All funds appropriated under
21 this act shall be allotted, disbursed and administered pursuant to the State Financial
22 Management act, the Contract Bidding Law and other applicable laws of the State. Every
23 allottee of funds under this act shall be responsible to ensure that the funds are used for
24 the purposes of which they are authorized and appropriated and no obligation of funds
25 shall exceed the amounts appropriated. Except as specifically provided in this act all
26 funds not obligated upon the expiration of 2014 fiscal year shall revert to the General
27 Fund of the State for subsequent appropriation.


28 **Section 13. Effective Date.** This Act shall take effect upon approval by the
29 Governor, or upon its becoming law without such approval.

ACT 12-01

Signed by:


Mark Mailo, President
Senate
Chuuk State Legislature


Attested:


Songkinita Bossy, Chief Clerk
Senate
Chuuk State Legislature


Date:

5/21/13

Signed by:


Innocente I. Oneisom, Speaker
House of Representatives
Chuuk State Legislature

Attested:


Florence P. Stanley, Chief Clerk
House of Representatives
Chuuk State Legislature

Date:

5/21/13

Approved by:


Johnson Elimo, Governor
Chuuk State Government

Date:

5/23/13

History : S.B.NO: 12-01:SD1:HD2:CD1
: S.S.C.R.NO: 12-1R-02
: H.S.C.R.NO: 12-1R-01
: J.C.C.R.NO: 12-1R-01

EW NAMOPWUNG

A awora ukukun \$42,220,507 beni ewe Mwonienapen Mwun Chuuk ren ei ier epwe muchuno non September 30, 2014, ren fan asengesin mwonien amwokutun ewe Executive, Legislative, me Judiciary Branches non ewe Mwun Chuuk, Boards, Commissions, Authorities, Agencies, me ekkewe Ekkoch Programs, me pwan forata ukukun chochoon chon angang non ew me ew ekkewe Eranches, Boards, Commissions, Authorities me Agencies, me epwe pwan repotei nounoun me nonnomun ekkewe mwoni, me pwan ren ekkoch poppun.

Epwe pwung meren ewe Aneepwungun Chuuk:

1 **Tetten 1. Budgetin Mwuun Chuuk.** Iei a kopwunguno meren ewe
 2 Chuuk State Budget ren amwokutun ewe Executive, Legislative, me Judiciary branches
 3 me non ewe Mwun Chuuk, State Public Auditor Office, Independent Prosecutor Office,
 4 State Boards, Commissions, Authorities, Agencies, Bureaus me ekkewe Ekkoch
 5 Programs, fiti pungun ewe Authority a kawor me non ewe Legislature me non Article
 6 VIII, Tetten 4 me non ewe Chuuk State Constitution.

7 (a) Aukukun Mwoji Tonong. Ewe State mi kouk pwe mwoni tonong me
 8 mwoni mi kawor ren ewe fiscal year epwe sopwono non September 30, 2014.

9 (1) Compact Sectorial Grants

10	a)	Education	\$	9,386,391
11		i) SEG	\$	4,226,201
12		b) Health Sector	\$	8,665,188
13		c) Public Infrastructure	\$	9,246,750
14		d) ...Capacity Building	\$	1,469,206
15		e) Private Sector	\$	811,928
16		f) Environment	\$	657,641
17		g) Other Compact Grant	\$	585,395
18		h) Unallocated Grant	\$	111,500
19	(2)	Local Revenues	\$	7,060,307
20		Total Projections	\$	42,220,507

21 (b) Awewen Fos. Nu pwen an wor nounoun me non ei Namopwung, ekkewe
 22 mutunen foos:

1 (1) "Agency" wewen, ese nifinifin agency, commission, authority, board,
2 bureau, are ew mwich fan iten ewe Mwun Chuuk mi foruta me non annuk me ese
3 wesetan affat pwe kifetin ew me nein ekkewe unungat keangen ewe Mwun
4 Chuuk.

5 (2) "Kaworen Mwon" a wewe ngeni annuk forien ewe Aneepwung m
6 mutata an ewe Mwun Chuuk epwe nounou me monawu mwoni seni ewe State
7 Treasury fiti pungun ewe Chunapen Annukun Mwun Chuuk.

8 (3) "Compact" a wewe ngeni ewe Compact of Free Association, ewe,
9 me ekkewe etipeew nine mei foruta nefinen ewe mwun Federated States of
10 Micronesia me Unites States mi punguno me non annukun United States Public
11 Law 108-188.

12 (4) "Putai" a wewe ngeni ese nifinifin putai are office mei foruta fan
13 pungun ewe Organizat on Act of 2004.

14 (5) "Fiscal Procedure Agreement" a wewe ngeni ewe atipeew mei
15 weneiti nounoun mwo ti mi kawor seni ewe United States Economic Assistance
16 mi affat me non ewe Compact of Free Association fiti ekkesiw nin kewe nefinen
17 ewe Mwun Federated States of Micronesia me ewe Mwun United States of
18 America.

19 (6) "Fiscal Year" a wewe ngeni ewe fansoun ew year poputa October
20 1 me muchuno non ewe year epwe tapweto non September 30. Ewe fiscal year
21 epwe affat me non pwirin maram muchunon ewe Fiscal Year.

22 (7) "Governor" wewen ewe Kepina non ewe Mwun Chuuk.

23 (8) "Internal Operations" a wewe ngeni angangen non ewe pekin
24 Apochokkuna Annuk, ewe Aneepwung, Pekin Kopwung an ewe Mwun Chuuk,
25 ekkewe State Boards, Commission, Bureau, Authority me pwan ekkoch Program.

26 Tetten 2. **Kaworen Mwon**. Ewe Aneepwungun Chuuk iei a mutata me awora
27 ewe ukukun \$ 42,220,507. ika fiti ukukun epwe naaf. an epwe awora mwonien
28 amwokutun ewe Mwun Chuuk ran ewe fiscal year epwe muchuno September 30, 2014
29 nge ewe ukukun mi mumuta me kawor epwe pwan tongeni amwokut sefan fiti pwungun
30 annukun me mwirin, ika pwe mei tufich anongonong won nonnomun mwoni ngeni ewe
31 Mwun Chuuk. Mwon mei tou seni kewe Sector Grants fan pwungun ewe Compact iei ra

1 pwan mumuta ne kawor fiti pʷungun ekkewe aurour mei kapacheta ren nounoun mwoni
2 ra fen kawor annukur me non ewe Fiscal Procedure Agreement me Grant Awards.

3 **Tetten 3. Mwonien Amwokutun ewe Executive Branch.** Ewe ukukun
4 **\$25,518,735**, ike fite ukukun epwe naaf. Iei a kawor seni ewe Mwonienapen ewe Mwon
5 Chuuk non ewe Fiscal Year epwe muchuno non September 30, 2014. ren fan asengesin
6 mwonien amwokutun non ewe Executive Branch me non ewe Mwon Chuuk State. Ewe
7 Kepina epwe wisen allottee won ei mwoni. Ei mwoni epwe Iei ussun nounoun:

8	Department	Compact	Local	Total
9	A. HEALTH SERVICES			
10	1. Personnel	4,110,302	-0-	4,110,302
11	2. Travel	128,132	-0-	128,132
12	3. All Others			
13	i. Contr Serv.	997,793	-0-	997,793
14	ii. OCE	3,399,645	-0-	3,399,645
15				
16	iii. Fixed Asst.	29,316	-0-	29,316
17	Sub-Total	8,665,188		8,665,188
18	B. EDUCATION			
19	1. Personnel	8,206,114	-0-	8,206,114
20	2. Travel	234,112	-0-	234,112
21	3. All Others			
22	i. Contr Serv.	2,022,270	-0-	2,022,270
23	ii. OCE	1,966,611	-0-	1,966,611
24	iii. Fixed Assets	437,735	-0-	437,735
25	Sub-Total	12,866,842	-0-	2,866,842
26	C. DEPARTMENT OF ADMINISTRATIVE SERVICES			
27	1. Personnel	511,754	316,262	828,016
28	2. Travel	23,700	-0-	23,700
29	3. All Others			
30	i. Contr Serv.	4,500	33,750	38,250
31	ii. OCE	45,441	25,852	71,263

1	iii. Fixed Asset	-0-	2,500	2,500
2	Sub-Total	585,395	378,364	963,759
3	D. MARINE RESOURCES			
4	1. Personnel	174,285	-0-	174,285
5	2. Travel	14,000	-0-	14,000
6	3. All Others			
7	i. Contr Serv.	15,000	-0-	15,000
8	ii. OCE	36,000	-0-	36,000
9	iii. Fixed Assets	-0-	-0-	-0-
10	Sub-Total	239,285	-0-	239,285
11	E. AGRICULTURE			
12	1. Personnel	279,199	-0-	279,199
13	2. Travel	24,500	-0-	24,500
14	3. All Others			
15	i. Contr Serv.	20,000	-0-	20,000
16	ii. OCE	63,539	-0-	63,539
17	iii. Fixed Assets	2,500	-0-	2,500
18	Sub-Total	389,738	-0-	389,738
19	F. PUBLIC SAFETY			
20	1. Personnel	-0-	689,742	689,742
21	2. Travel	-0-	3,345	3,345
22	3. All Others			
23	i. Contr Serv.	-0-	28,913	28,913
24	ii. OCE	-0-	85,891	85,891
25	iii. Fixed Assets	-0-	-0-	-0-
26	Sub-Total	-0-	807,891	807,891
27	G. PUBLIC WORKS AND TRANSPORTATION			
28	1. Personnel	-0-	683,043	683,043
29	2. Travel	-0-	1,745	1,745
30	3. All Others			
31	i. Contr Serv.	-0-	16,000	16,000

1	ii. OCE	-0-	198,200	198,200
2	iii. Fixed Assets	-0-	5,156	5,156
3	Sub-Total	-0-	904,144	904,144
4	H. GOVERNOR'S OFFICE			
5	1. Personnel	-0-	183,969	183,969
6	2. Travel	-0-	30,000	30,000
7	3. All Others			
8	i. Contr Serv.	-0-	128,132	128,132
9	ii. OCE	-0-	81,250	81,250
10	iii. Fixed Assets	-0-	-0-	-0-
11	Sub-Total	-0-	423,351	423,351
12	I. ATTORNEY GENERAL			
13	1. Personnel	-0-	210,637	210,637
14	2. Travel	-0-	7,614	7,614
15	3. All Others			
16	i. Contr Serv.	-0-	19,286	19,286
17	ii. OCE	-0-	21,000	21,000
18	iii. Fixed Assets	-0-	-0-	-0-
19	Sub-Total	-0-	258,537	258,537
20	Total Executive Br	22,746,448	2,772,287	25,518,735

21 **Tetten 4. Mwonien An wokutun ewe Aneepwungun Chuuk. Ei ukukun**
 22 **\$2,256,960**, ika fite ukukun epwe naaf. Iei a kawor seni ewe Mwonienapen Mwun Chuuk
 23 non ewe Fiscal year epwe much uno non September 30, 2014. ren fan asengsin mwonien
 24 amwokutun non ewe Aneepwungun Chuuk. Ewe President me ewe Speaker repwe wisen
 25 allottee won ei mwoni. Ei mwo ti epwe Iei ussun nounoun:

26	LEGISLATIVE	COMPACT	LOCAL	TOTAL
27	1. Personnel	-0-	1,683,654	1,683,654
28	2. Travel	-0-	113,375	113,375
29	3. All Others			
30	i. Contr Serv.	-0-	298,300	298,300
31	ii. OCE	-0-	111,631	111,631

1	iii. Fixed Assets	-0-	50,000	50,000
2	Sub-Total	-0-	2,256,960	2,256,960

3 **Tetten 5. Mwonien Amwokutun ewe Judiciary Branch.** Ewe ukukun
 4 \$506,449. ika fite ukukun epwe naaf. Iei a kawor seni ewe Mwonienapen ei Mwun
 5 Chuuk non ei fiscal year epwe muchuno non September 30, 2014. ren fan asengesin
 6 mwonien amwokutun ewe Judiciary Branch non ei Mwun Chuuk State. Ewe Chief
 7 Justice epwe wisen allottee won ei mwoni. Ei mwoni epwe iei ussun nounoun:

8	JUDICIARY	COMPACT	LOCAL	TOTAL
9	1. Personnel	-0-	434,928	434,928
10	2. Travel	-0-	7,519	7,519
11	3. All Others			
12	i. Contr Serv.	-0-	20,702	20,702
13	ii. OCE	-0-	42,000	42,000
14	iii. Fixed Assets	-0-	1,300	1,300
15	Sub-Total	-0-	506,449	506,449

16 **Tetten 6. Mwonien Amwokutun ewe Ofesin Public Auditor.** Ewe ukukun
 17 \$203,354. ike fite ukukun epwe naaf. Iei a kawor seni ewe Mwonienapen ewe Mwun
 18 Chuuk non ewe fiscal year epwe muchuno non September 30, 2014. ren fan asengesin
 19 mwonien amwokutun ewe Ofesin Public Auditor non Mwun Chuuk State. Ewe Public
 20 Auditor epwe wisen allottee won ei mwoni. Ei mwoni epwe iei ussun nounoun:

21	PUBLIC AUDITOR	COMPACT	LOCAL	TOTAL
22	1. Personnel	116,060	-0-	116,060
23	2. Travel	23,245	-0-	23,245
24	3. All Others			
25	i. Contr Serv.	21,700	-0-	21,700
26				
27	ii. OCE	19,349	-0-	19,349
28	iii. Fixed Assets	23,000	-0-	23,000
29	Sub-Total	203,354	-0-	203,354

30 **Tetten 7. Mwonien Amwokutun ekkewe Commissions, Boards,**
 31 **Agencies, me Authorities.** Ei ukukun \$ 1,841,361, ika fite ukukun epwe naaf.

1 seni ewe Mwonienapen ei Mwur Chuuk non ei fiscal year epwe muchuno non
 2 September 30, 2014. ren fan asengsin mwonien amwokutun ekkewe
 3 Commissions, Boards, Agencies, me Authorities non ei Mwur Chuuk State. Ewe
 4 Kepina epwe wisen allottee won ekkei mwoni. Ekkei mwoni epwe iei ussun
 5 nounoun:

6	ACTIVITIES	COMPACT	LOCAL	TOTAL
7	A. LAND COMMISSION			
8	1. Personnel	-0-	120,957	120,957
9	2. Travel	-0-	-0-	-0-
10	3. All Others			
11	i. Contr. Serv.	-0-	-0-	-0-
12	ii. OCE	-0-	8,000	8,000
13	iii. Fixed Assets	-0-	-0-	-0-
14	Sub-Total		128,957	128,957
15	B. ELECTION COMMISSION			
16	1. Personnel	-0-	80,532	80,532
17	2. Travel	-0-	-0-	-0-
18	3. All Others			
19	i. Contr. Serv.	-0-	-0-	-0-
20	ii. OCE	-0-	7,500	7,500
21	iii. Fixed Assets	-0-	-0-	-0-
22	Sub-Total	-0-	88,032	88,032
23	C. Recreation Board			
24	1. Personnel	-0-	18,228	18,228
25	2. Travel	-0-	-0-	-0-
26	3. All Others			
27	i. Contr Serv.	-0-	-0-	-0-
28	ii. OCE	-0-	-0-	-0-
29	iii. Fixed Assets	-0-	-0-	-0-
30	Sub-Total	-0-	18,228	18,228
31	D. SCHOLARSHIP BOARD			

1	1. Personnel	22,314	-0-	22,314
2	2. Travel	-0-	-0-	-0-
3	3. All Others			
4	i. Contr Serv.	497,235	-0-	497,235
5	ii. OCE	7,901	-0-	7,901
6	iii. Fixed Assets	-0-	-0-	-0-
7	Sub-Total	527,450	-0-	527,450
8	E. HOUSING AUTHORITY			
9	1. Personnel	-0-	49,947	49,947
10	2. Travel	-0-	-0-	-0-
11	3. All Others			
12	i. Contr Serv.	-0-	-0-	-0-
13	ii. OCE	-0-	5,700	5,700
14	iii. Fixed Assets	-0-	-0-	-0-
15	Sub-Total	-0-	55,647	55,647
16	F. CEPA			
17	1. Personnel	175,333	-0-	175,333
18	2. Travel	7,192	-0-	7,192
19	3. All Others			
20	i. Contr. Serv.	78,100	-0-	78,100
21	ii. OCE	72,707	-0-	72,707
22	iii. Fixed Assets	10,100	-0-	10,100
23	Sub-Total	343,432	-0-	343,432
24	G. BOARD OF EDUCATION			
25	1. Personnel	-0-	-0-	-0-
26	2. Travel	6,598	-0-	6,598
27	3. All Others			
28	i. Contr. Serv.	-0-	-0-	-0-
29	ii. OCE	11,702	-0-	11,702
30	iii. Fixed Assets	-0-	-0-	-0-
31	Sub-Total	18,300	-0-	18,300

1	H. PUBLIC SERVICE COMMISSION			
2	1. Personnel	-0-	115,017	115,017
3	2. Travel	-0-	3,706	3,706
4	3. All Others			
5	i. Contr. Serv.	-0-	4,200	4,200
6	ii. OCE	-0-	15,000	15,000
7	iii. Fixed Assets	-0-	-0-	-0-
8	Sub-Total	-0-	137,923	137,923
9	I. CHUUK VISITORS BUREAU			
10	1. Personnel	36,283	-0-	36,283
11				
12	2. Travel	21,050	-0-	21,050
13	3. All Others			
14	i. Contr Serv.	61,141	-0-	61,141
15	ii. OCE	32,918	-0-	32,918
16	iii. Fixed Assets	8,000	-0-	8,000
17	Sub-Total	159,392	-0-	159,392
18	J. COMPACT FUNDS CONTROL COMMISSION			
19	1. Personnel	11,000	-0-	11,000
20	2. Travel	16,360	-0-	16,360
21	3. All Others			
22	i. Contr Serv.	310,600	-0-	310,600
23	ii. OCE	26,040	-0-	26,040
24	iii. Fixed Assets	-0-	-0-	-0-
25	Sub-Total	364,000	-0-	364,000
26	TOTAL	1,412,574	428,787	1,841,361

27 **Tetten 8. Mwonien Amwokutun ekkewe Ekkoch Programs/Grants.** Ei
28 ukukun \$11,893,648, ika fite ukukun epwe naaf, iei a kawor seni ewe Mwonienapen ei
29 Mwun Chuuk State non ei fiscal year epwe muchuno non September 30, 2014, ren fan
30 asengesin mwonien amwokutun ekkewe Ekkoch State Programs. Ewe Kepina epwe
31 wisen allottee won ekkei mwoni. Ekkei mwoni epwe iei ussun nounoun.

	ACTIVITIES	COMPACT	LOCAL	TOTAL
1	ACTIVITIES			
2	A. Municipal Operations			
3	1. Personnel	-0-	-0-	-0-
4	2. Travel	-0-	-0-	-0-
5	3. All Others			
6	i. Contr Serv.	-0-	-0-	-0-
7	ii. OCE	-0-	420,000	420,000
8	iii. Fixed Assets	-0-	-0-	-0-
9	Sub-Total	-0-	420,000	420,000
10	B. Non Public School			
11	1. Personnel	-0-	-0-	-0-
12	2. Travel	-0-	-0-	-0-
13	3. All Others			
14	i. Contr Serv.	-0-	-0-	-0-
15	ii. OCE	200,000	-0-	200,000
16	iii. Fixed Assets	-0-	-0-	-0-
17	Sub-Total	200,000	-0-	200,000
18	C. Rural Development			
19	1. Personnel	-0-	24,300	24,300
20	2. Travel	-0-	-0-	-0-
21	3. All Others			
22	i. Contr Serv.	-0-	-0-	-0-
23	ii. OCE	-0-	1,200	1,200
24	iii. Fixed Assets	-0-	-0-	-0-
25	Sub-Total	-0-	25,500	25,500
26	D. DAS Oversight			
27	1. Personnel	134,802	-0-	134,802
28	2. Travel	34,600	-0-	34,600
29	3. All Others			
30	i. Contr Serv.	139,200	-0-	139,200
31	ii. OCE	58,000	-0-	58,000

1	iii. Fixed Assets	-0-	-0-	-0-
2	Sub-Total	366,602	-0-	366,602
3	E. Peace Corps Office			
4	1. Personnel	-0-	-0-	-0-
5	2. Travel	-0-	-0-	-0-
6	3. All Others			
7	i. Contr Serv.	-0-	15,600	15,600
8	ii. OCE	-0-	-0-	-0-
9	iii. Fixed Assets	-0-	-0-	-0-
10	Sub-Total	-0-	15,600	15,600
11	F. Political Status Commission			
12	1. Personnel	-0-	-0-	-0-
13	2. Travel	-0-	-0-	-0-
14	3. All Others			
15	i. Contr Serv.	-0-	-0-	-0-
16	ii. OCE	-0-	75,000	75,000
17	iii. Fixed Assets	-0-	-0-	-0-
18	Sub-Total	-0-	75,000	75,000
19	G. CSBDC (Small Business)			
20	1. Personnel	48,092	-0-	48,092
21	2. Travel	15,661	-0-	15,661
22	3. All Others			
23	i. Contr Serv.	16,441	-0-	16,441
24	ii. OCE	26,791	-0-	26,791
25	iii. Fixed Assets	-0-	-0-	-0-
26	Sub-Total	106,985	-0-	106,985
27	H. AG office Training Prc g			
28	1. Personnel	-0-	-0-	-0-
29	2. Travel	6,000	-0-	6,000
30	3. All Others			
31	i. Contr Serv.	56,300	-0-	56,300

1	ii. OCE	17,900	-0-	17,900
2	iii. Fixed Assets	-0-	-0-	-0-
3	Sub-Total	80,200	-0-	80,200
4	I. COM Land Grant			
5	1. Personnel	58,653	-0-	58,653
6	2. Travel	2,500	-0-	2,500
7	3. All Others			
8	i. Contr Serv.	19,000	-0-	19,000
9	ii. OCE	27,584	-0-	27,584
10	iii. Fixed Assets	-0-	-0-	-0-
11	Sub-Total	107,737	-0-	107,737
12	J. IMF			
13	1. Personnel	-0-	-0-	-0-
14	2. Travel	-0-	-0-	-0-
15	3. All Others			
16	i. Contr Serv.	-0-	462,338	462,338
17	ii. OCE	-0-	-0-	-0-
18	iii. Fixed Assets	-0-	-0-	-0-
19	Sub-Total	-0-	462,338	462,338
20	K. LTFE RIF PROGRAM			
21	1. Personnel	215,425	-0-	215,425
22	2. Travel	-0-	-0-	-0-
23	3. All Others			
24	i. Contr Serv.	-0-	-0-	-0-
25	ii. OCE	-0-	-0-	-0-
26	iii. Fixed Assets	-0-	-0-	-0-
27	Sub-Total	215,425	-0-	215,425
28	L. Chuuk EMA Fishing Program			
29	1. Personnel	-0-	-0-	-0-
30	2. Travel	5,250	-0-	5,250
31	3. All Others			

1	i. Contr Serv.	4,500	-0-	4,500
2	ii. OCE	57,475	-0-	57,475
3	iii. Fixed Assets	55,775	-0-	55,775
4	Sub-Total	123,000	-0-	123,000
5	M. Public Infra Grant			
6	1. Personnel	-0-	-0-	-0-
7	2. Travel	-0-	-0-	-0-
8	3. All Others			
9	i. Contr Serv.	-0-	-0-	-0-
10	ii. OCE	-0-	-0-	-0-
11	iii. Fixed Assets	9,246,750	-0-	9,246,750
12	Sub-Total	9,246,750	-0-	9,246,750
13	N. Planning & Statistics			
14	1. Personnel	-0-	-0-	-0-
15	2. Travel	8,000	-0-	8,000
16	3. All Others			
17	i. Contr Serv.	96,300	-0-	96,300
18	ii. OCE	27,200	-0-	27,200
19	iii. Fixed Assets	-0-	-0-	-0-
20	Sub-Total	131,500	-0-	131,500
21	O. Airport Training Prog			
22	1. Personnel	-0-	-0-	-0-
23	2. Travel	30,000	-0-	30,000
24	3. All Others			
25	i. Contr Serv.	-0-	-0-	-0-
26	ii. OCE	-0-	-0-	-0-
27	iii. Fixed Assets	-0-	-0-	-0-
28	Sub-Total	30,000	-0-	30,000
29	P. Court Case Mgmt System Training Program			
30	1. Personnel	-0-	-0-	-0-
31	2. Travel	10,000	-0-	10,000

1	3. All Others			
2	i. Contr Serv.	30,000	-0-	30,000
3	ii. OCE	12,425	-0-	12,425
4	iii. Fixed Assets	25,700	-0-	25,700
5	Sub-Total	78,125	-0-	78,125
6	Q. MLSC			
7	1. Personnel	-0-	-0-	-0-
8	2. Travel	-0-	-0-	-0-
9	3. All Others			
10	i. Contr Serv.	-0-	5,000	5,000
11	ii. OCE	-0-	-0-	-0-
12	iii. Fixed Assets	-0-	-0-	-0-
13	Sub-Total	-0-	5,000	5,000
14	R. CHUUK HOUSE			
15	1. Personnel	-0-	33,286	33,286
16	2. Travel	-0-	-0-	-0-
17	3. All Others			
18	i. Contr Serv.	-0-	6,300	6,300
19	ii. OCE	-0-	-0-	-0-
20	iii. Fixed Assets	-0-	15,000	15,000
21	Sub-Total	-0-	54,586	54,586
22	S. DEBT RELIEF			
23	1. Personnel	-0-	-0-	-0-
24	2. Travel	-0-	-0-	-0-
25	3. All Others			
26	i. Contr Serv.	-0-	-0-	-0-
27	ii. OCE	-0-	-0-	-0-
28	iii. Fixed Assets	-0-	-0-	-0-
29	Sub-Total	-0-	-0-	-0-
30	T. CPUC COMPROLLER			
31	1. Personnel	-0-	-0-	-0-

1	2. Travel	10,000	-0-	10,000
2	3. All Others			
3	i. Contr Serv.	70,000	-0-	70,000
4	ii. OCE	-0-	-0-	-0-
5	iii. Fixed Assets	-0-	-0-	-0-
6	Sub-Total	80,000	-0-	80,000
7	U. Overseas Development Assistance (ODA)			
8	1. Personnel	-0-	-0-	-0-
9	2. Travel	-0-	-0-	-0-
10	3. All Others			
11	i. Contr Serv.	-0-	37,800	37,800
12	ii. OCE	-0-	-0-	-0-
13	iii. Fixed Assets	-0-	-0-	-0-
14	Sub-Total	-0-	37,800	37,800
15	V. Health Care Plan			
16	1. Personnel	-0-	-0-	-0-
17	2. Travel	-0-	-0-	-0-
18	3. All Others:			
19	i. Contr. Serv.	31,500	-0-	31,500
20	ii. OCE	-0-	-0-	-0-
21	iii. Fixed Assets	-0-	-0-	-0-
22	Sub Total	31,500	-0-	31,500
23	Sub-Total	10,797,824	1,095,824	11,893,648
24	GRAND TOTAL	35,160,200	7,060,307	42,220,507

25 **Tetten 9. Chochoon cho 1 Angang:** Ewe aukukun chochoon chon angang fan
 26 nurun ei Namopwung a forata ew oukukun chon angang mi wor non ewe Mwun Chuuk
 27 State ekkewe ra mumuta an epweiei ussun mei affatetiwi me fan:

28 **A. EXECUTIVE BRANCH**

29	1. Health Services	442
30	2. Education	878
31	3. Administrative Services	73

1	4. Marine Resources	24
2	5. Agriculture	47
3	6. Public Works & Transportation	95
4	7. Public Safety	111
5	8. Governor's Office	11
6	9. Attorney General	10
7	B. LEGISLATIVE BRANCH	73
8	C. JUDICIARY BRANCH	24
9	D. PUBLIC AUDITOR	5
10	E. BOARDS & COMMISSIONS:	
11	1. Land Commission	10
12	2. Election Board	8
13	3. Environmental Protection Agency	17
14	4. Housing Authority	5
15	5. Public Service Commission	10
16	6. Visitors Bureau	3
17	7. Recreation Board	1
18	8. Scholarship Board	2
19	9. Independent Prosecutor	0
20	10. Board of Education	0
21	11. CFCC	0
22	12. Small Business	4
23	13. Rural Development	2
24	14. COM Land Grant	9
25	TOTAL	1,865

26 Tette 10. Amasowen Angang mi Ponnuno. Ammasowa ese nifinifin neni mi
27 ponnuno fan iten katoun chon angang fiti pwungun ewe State Mandatory Retirement Act
28 mi pinepin me non ei Namopwung. Neni meinis mi ponnuno repwe chok ponnuno non
29 nangatamen pchokkunen ei Namopwung. Ewe oukukun chon angang me asan mi affat
30 me non ei tetten epwe weeneiti it iten putai are ofes non ewe Pekin Apochokkuna Annuk
31 ewe Aneepwung. Pekin Kopwung, ewe Ofesin Public Auditor, ekkewe board, me


1 Commissions. Ewe oukukun chon angang mi affat mei weneiti meinisin chon angangen
 2 contract nakattaman mi tori ewer are nap seni. Ew kapacheta ngeni ewe oukukun chon
 3 angang mi affat me asan eapw wor pochokkunan me repwe chok pusin tottonuno me non
 4 forun pwachetin ewe State re owe tapweto me mwirin. Emon chon angang mi katonong
 5 nge ese fiti pwungun ei namopwung esap nomw non tettenin chon angang mi katonong
 6 fiti pwungun annuk, iwe esap angei mwo och sakkun tufich mi kawor fan iten chon
 7 angang.

8 Tetten 11. Siwinin Nounoun Mwoni. Allottees won ekkei mwoni mi kawor
 9 me mumuta an epwe siwin nounoun esapw nap seni engon me nimu (15%) percent ewe
 10 mwoni a kawor non ei annuk. Reprogram epwe mumuta won met nusun mwoni minne
 11 esap niwinin chon angang nef nen mwonien ewe Department ika Office, me reprogram
 12 epwe fis ngeni ekkewe mwoni mei kawor nounoun non annuk pachenong ekkewe
 13 mwonien Compact Sector Grants. Me ekkewe allottee on ekkei mwoni epwe reprogram
 14 repwe akkomwen esinesin ngeni ekkewe Presiding Officers non ewe Legislature fan itan
 15 ar repwe reprogram ika re-allocate.


16 Tetten 12. Tipeew Ngeni Nounoun, Nounano, me Eniwini Mwoni: Mwoni
 17 meinisin mi kawor fan pwungun ei Namopwung repwe allotted, katowu me amwokut fiti
 18 pwungun ewe State Financial Management Act, ewe Contract Bidding Law me ekkewe
 19 annukun State mi weneiti pekir mwoni. Iteiten allottee fan nurun ei Namopwung epwe
 20 pusin mesemes won ekkewe mwoni ar repwe noununo fan iten ekkewe chok popun
 21 minne ra mumuta me kawor ren, me esapa wor nounoun mwoni epwe wate seni ewe
 22 ukukun mi kawor. Chinoon chok mei affat me non ei Namopwung ren meinisin mwoni
 23 epwe it nounoun nesopwonoon fiscal year 2014 pwe niwin sefan ngeni ewe
 24 Mwonienapen Mwun Chuuk ren pwan ekkoch kaworen nounoun mwoni.

25 **Tetten 13. Poputan Pochokkunan**. Ei Namopwung epwe poputa pochokkunan
 26 fansun a kapwunguno meren ewe Kepina, ika inet chok a winiti annuk wen winikapan.


Sain seni:


 Mark Mailo, President
 Senate
 Aneepwungun Chuuk


Annetata:


Songkimita Bossy, Chief Clerk
Senate
Aneepwungun Chuuk


Pwinin maram: 5/21/13

Sain seni: 
Innocente I. Oneisom, Speaker
Utten Representatives
Aneepwungun Chuuk

Annetata:


Florence P. Stanley, Chief Clerk
Utten Representatives
Aneepwungun Chuuk

Pwinin maram: 5/23/13

Kopwunguno seni: 
Johnsin Elimo, Kepina
Mwun Chuuk State

Uruwon : S.B.NO: 12-01:SD1:HD2:CD1
: S.S.C.R.NO: 12-1R-02
: H.S.C.R.NO: 12-1R-01
: J.C.C.R.NO: 12-14-01